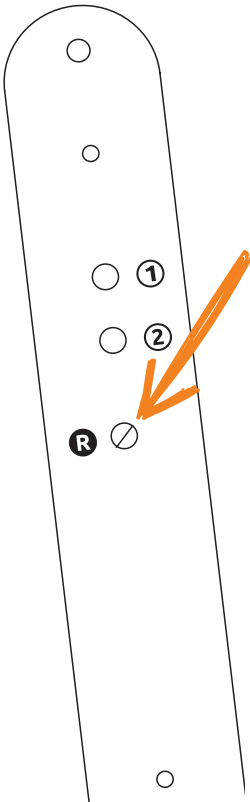


FACTORY RESET

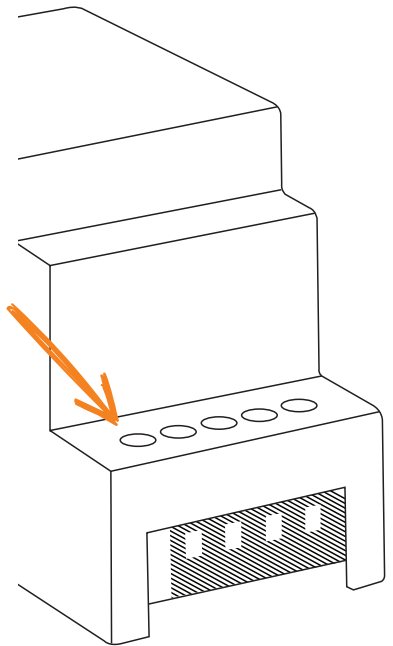
DOOR LEAF CONTROL UNIT



BUTTON R ON THE CONTROL UNIT SHOULD BE PRESSED AND HELD FOR 10 SECONDS. AFTER THIS PERIOD VIOLET LED WILL FLASH 5 TIMES AND 5 BEEPS WILL BE HEARD.

All fingerprints will be deleted from the database and the device will have the factory settings restored. All paired remote controls will be unpaired.

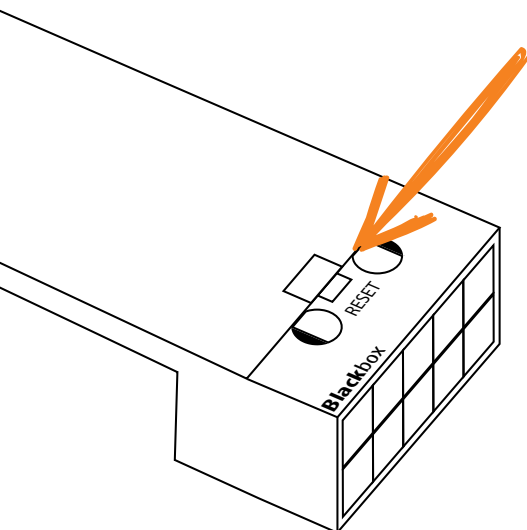
DIN CONTROL UNIT



BUTTON R ON THE CONTROL UNIT SHOULD BE PRESSED AND HELD FOR 10 SECONDS. AFTER THIS PERIOD VIOLET LED WILL FLASH 5 TIMES AND 5 BEEPS WILL BE HEARD.

All fingerprints will be deleted from the database and the device will have the factory settings restored. All paired remote controls will be unpaired.

BBX MINI CONTROL UNIT



PRESS AND HOLD THE BUTTON R FOR 10 SECONDS

All fingerprints stored in the memory, including administrator fingers, will be erased and the device will be reset to factory settings. **Connection with the mobile phones/devices will be lost.**

After this operation, mobile phone must be paired first. **After performing the reset function, all Wi-Fi connections that are stored in the mobile phone settings must be deleted.**